



Ameristage Pipe & Drape | StageDrop.com




Pipe & Drape Contents (varies by kit size)



1.

Attach Post to Base

2.



Set Base on Level Ground

3.



Slide Vertical Over Post

4.



Stand Vertical Upright



5.

Adjust Vertical Height



6.

Slide Crossbar Through Drape Pocket

7.



Hang Crossbar on Vertical

8.



Use clamps to lock the Verticals when height is between button-stop locations

